

1. Name of Listed Entity: Gujarat Lease Financing Limited
2. Scrip Code/Name of Scrip/Class of Security: GLFL
3. Share Holding Pattern Filed under: 31b
4. Share Holding Pattern as on: 30-June-2024
5. Declaration: The Listed entity is required to submit the following declaration to the extent of submission of information:-

Sr. No.	Particulars	Yes/No
1	Whether the Listed Entity has issued any partly paid up shares?	No
2	Whether the Listed Entity has issued any Convertible Securities?	No
3	Whether the Listed Entity has issued any Warrants?	No
4	Whether the Listed Entity has any shares against which depository receipts are issued?	No
5	Whether the Listed Entity has any shares in locked-in?	No
6	Whether any shares held by promoters are pledge or otherwise encumbered?	No
7	Whether the Listed Entity has issued any differential Voting Rights?	No
8	Whether the listed entity has any significant beneficial owner?	No





Table I - Summary Statement holding of specified securities

Category (I)	Category of shareholder (II)	Nos. of share-holders (III)	No. of fully paid-up equity shares held (IV)	No. of Partly paid-up equity shares held (V)	No. of shares underlying Depository Receipts (VI)	Total nos. shares held (VII) = (IV)+(V)+(VI)	Shareholding as a % of total no. of shares (Calculated as per SCRR, 1957) (VIII)	Number of Voting Rights held in each class of securities			No. of Shares Underlying Outstanding convertible securities (Including Warrants) (X)	Shareholding, as a % assuming full conversion of convertible securities (as a percentage of diluted share capital) (XI)= (VII)+(X)	Number of Locked in shares (XII)		Number of Shares pledged or otherwise encumbered (XIII)		Number of equity shares held in dematerialized form (XIV)
								(IX)					No. (a)	As a % of total shares held (b)	No. (a)	As a % of total shares held (b)	
								As a % of (A+B+C2)	No of Voting Rights								
									Class eg: X	Class eg: y			Total				
A	Promoter & Promoter Group	5	12387222	0	0	12387222	45.67	12387222	0	12387222	45.67	0	0	0	0	0	12387222
B	Public	29340	14738545	0	0	14738545	54.33	14738545	0	14738545	54.33	0	0	NA	NA	0	12089978
C	Non-Promoter- Non Public	0	0	0	0	0	0	0	0	0	0	0	0	NA	NA	0	0
C1	Shares underlying DRs	0	0	0	0	0	0	0	0	0	0	0	0	NA	NA	0	0
C2	Shares held by Employee Trusts	0	0	0	0	0	0	0	0	0	0	0	0	NA	NA	0	0
		29345	27125767	0	0	27125767	100	27125767	0	27125767	100	0	0	0	0	0	24477200



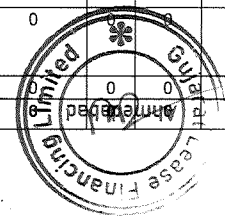
A. Table II - Statement showing shareholding pattern of the Promoter and Promoter Group

Sr. No.	Category of shareholder (I)	Entity Type	PAN (II)	Nos. of shareholders (III)	No. of fully paid up equity shares held (IV)	No. of Partly paid-up equity shares held (V)	No. of shares underlying Depository Receipts (VI)	Total nos. shares held (VII) = (IV)+(V)+(VI)	Shareholding as a % of total no. of shares (calculated as per SCRR, 1957) (VIII)	Number of Voting Rights held in each class of securities				No. of Shares Underlying Outstanding convertible securities (including Warrants) (X)	Shareholding, as a % assuming full conversion of convertible securities (as a percentage of diluted share capital) (XI) = (VII)+(X)	Number of Locked in shares (XII)		Number of Shares pledged or otherwise encumbered (XIII)		Number of equity shares held in dematerialized form (XIV)	
										(IX)			Total as a % of Total Voting rights			No. (a)	As a % of total shares held (b)	No. (a)	As a % of total shares held (b)		
										As a % of (A+B+C2)	No of Voting Rights										
											Class eg: X	Class eg: Y									Total
1	Indian																				
a	Individuals/Hindu undivided Family			0	0	0	0	0	0	0	0	0	0	0	0	0	0	0	0	0	
b	Central Government/ State Government(s)			0	0	0	0	0	0	0	0	0	0	0	0	0	0	0	0	0	
c	Financial Institutions/ Banks			0	0	0	0	0	0	0	0	0	0	0	0	0	0	0	0	0	
d	Any Other (specify)																				
	Gujarat Industrial Investment Corporation Limited	Promoter		1	1793572	0	0	1793572	6.61	1793572	0	1793572	6.61	0	6.61	0	0	0	0	1793572	
	Torrent Investments Private Limited	Promoter		1	8015525	0	0	8015525	29.55	8015525	0	8015525	29.55	0	29.55	0	0	0	0	8015525	
	Gujarat State Investments Limited	Promoter		1	1328125	0	0	1328125	4.90	1328125	0	1328125	4.90	0	4.90	0	0	0	0	1328125	
	Gujarat Maritime Board	Promoter		1	625000	0	0	625000	2.30	625000	0	625000	2.30	0	2.30	0	0	0	0	625000	
	Gujarat Industrial Development Corporation	Promoter		1	625000	0	0	625000	2.30	625000	0	625000	2.30	0	2.30	0	0	0	0	625000	
	Mehta Family Trust 1	Promoter		0	0	0	0	0	0	0	0	0	0	0	0	0	0	0	0	0	
	Mehta Family Trust 2	Promoter		0	0	0	0	0	0	0	0	0	0	0	0	0	0	0	0	0	
	Mehta Family Trust 3	Promoter		0	0	0	0	0	0	0	0	0	0	0	0	0	0	0	0	0	
	Mehta Family Trust 4	Promoter		0	0	0	0	0	0	0	0	0	0	0	0	0	0	0	0	0	
	Sub-Total (A)(1)			5	12387222	0	0	12387222	45.67	12387222	0	12387222	45.67	0	45.67	0	0	0	0	12387222	
2	Foreign																				
a	Individuals (Non-Resident Individuals/ Foreign Individuals)			0	0	0	0	0	0	0	0	0	0	0	0	0	0	0	0	0	
b	Government			0	0	0	0	0	0	0	0	0	0	0	0	0	0	0	0	0	
c	Institutions			0	0	0	0	0	0	0	0	0	0	0	0	0	0	0	0	0	
d	Foreign Portfolio Investor			0	0	0	0	0	0	0	0	0	0	0	0	0	0	0	0	0	
e	Any Other (specify)			0	0	0	0	0	0	0	0	0	0	0	0	0	0	0	0	0	
	Sub-Total (A)(2)			0	0	0	0	0	0	0	0	0	0	0	0	0	0	0	0	0	
	Total Shareholding of Promoter and Promoter Group (A)= (A)(1)+(A)(2)			5	12387222	0	0	12387222	45.67	12387222	0	12387222	45.67	0	45.67	0	0	0	0	12387222	




B. Table III - Statement showing shareholding pattern of the Public shareholder


Sr. No.	Category of share-holder (I)	PAN (II)	Nos. of share-holders (III)	No. of fully paid up equity shares held (IV)	No. of Partly paid-up equity shares held (V)	No. of shares underlying Depository Receipts (VI)	Total nos. shares held (VII) = (IV)+(V)+(VI)	Shareholding as a % of total no. of shares (calculated as per SCRR, 1957) (VIII)	Number of Voting Rights held in each class of securities			No. of Shares Underlying Outstanding convertible securities (including Warrants) (X)	Shareholding, as a % assuming full conversion of convertible securities (as a percentage of diluted share capital) (XI) = (VII)+(X)	Number of Locked in shares (XII)		Number of Shares pledged or otherwise encumbered (XIII)		Number of equity shares held in dematerialized form (XIV)	Sub-categorization of shares						
									(IX)					No. (a)	As a % of total shares held (b)	No. (a)	As a % of total shares held (b)		Shareholding (No. of shares) under (XV)	Sub-category (i)	Sub-category (ii)	Sub-category (iii)			
									As a % of (A+B+C2)	No of Voting Rights													Total as a % of Total Voting rights		
<b>1</b>	<b>Institutions</b>																								
a	Mutual Funds/		2	262	0	0	262	0.00	262	0	262	0.00	0	0.00	0	0.00	NA	NA	262	0	0	0			
b	Venture Capital Funds		0	0	0	0	0	0.00	0	0	0	0.00	0	0.00	0	0.00	NA	NA	0	0	0	0			
c	Alternate Investment Funds		0	0	0	0	0	0.00	0	0	0	0.00	0	0.00	0	0.00	NA	NA	0	0	0	0			
d	Banks		10	3700	0	0	3700	0.01	3700	0	3700	0.01	0	0.00	0	0.00	NA	NA	1850	0	0	0			
e	Insurance Companies		0	0	0	0	0	0.00	0	0	0	0.00	0	0.00	0	0.00	NA	NA	0	0	0	0			
f	Provident Funds/ Pension Funds		0	0	0	0	0	0.00	0	0	0	0.00	0	0.00	0	0.00	NA	NA	0	0	0	0			
g	Asset Reconstruction Companies		0	0	0	0	0	0.00	0	0	0	0.00	0	0.00	0	0.00	NA	NA	0	0	0	0			
h	Sovereign Wealth Funds		0	0	0	0	0	0.00	0	0	0	0.00	0	0.00	0	0.00	NA	NA	0	0	0	0			
i	NBFCs registered with RBI		0	0	0	0	0	0.00	0	0	0	0.00	0	0.00	0	0.00	NA	NA	0	0	0	0			
j	Other Financial Institutions		0	0	0	0	0	0.00	0	0	0	0.00	0	0.00	0	0.00	NA	NA	0	0	0	0			
k	Any Other (specify)		0	0	0	0	0	0.00	0	0	0	0.00	0	0.00	0	0.00	NA	NA	0	0	0	0			
	<b>Sub-Total (B)(1)</b>		<b>12</b>	<b>3962</b>	<b>0</b>	<b>0</b>	<b>3962</b>	<b>0.01</b>	<b>3962</b>	<b>0</b>	<b>3962</b>	<b>0.00</b>	<b>0</b>	<b>0.00</b>	<b>0</b>	<b>0.00</b>	<b>NA</b>	<b>NA</b>	<b>2112</b>	<b>0</b>	<b>0</b>	<b>0</b>			
<b>2</b>	<b>Institutions (Foreign)</b>																								
(a)	Foreign Direct Investment		0	0	0	0	0	0.00	0	0	0	0.00	0	0.00	0	0.00	NA	NA	0	0	0	0			
(b)	Foreign Venture Capital Investors		0	0	0	0	0	0.00	0	0	0	0.00	0	0.00	0	0.00	NA	NA	0	0	0	0			
(c)	Sovereign Wealth Funds		0	0	0	0	0	0.00	0	0	0	0.00	0	0.00	0	0.00	NA	NA	0	0	0	0			
(d)	Foreign Portfolio Investors Category I		0	0	0	0	0	0.00	0	0	0	0.00	0	0.00	0	0.00	NA	NA	0	0	0	0			
(e)	Foreign Portfolio Investors Category II		0	0	0	0	0	0.00	0	0	0	0.00	0	0.00	0	0.00	NA	NA	0	0	0	0			
(f)	Overseas Depositories (holding DRs) (balancing figure)		0	0	0	0	0	0.00	0	0	0	0.00	0	0.00	0	0.00	NA	NA	0	0	0	0			
(g)	Any Other (Specify)		0	0	0	0	0	0.00	0	0	0	0.00	0	0.00	0	0.00	NA	NA	0	0	0	0			
	<b>Sub Total (B)(2)</b>		<b>0</b>	<b>0</b>	<b>0</b>	<b>0</b>	<b>0</b>	<b>0.00</b>	<b>0</b>	<b>0</b>	<b>0</b>	<b>0.00</b>	<b>0</b>	<b>0.00</b>	<b>0</b>	<b>0.00</b>	<b>NA</b>	<b>NA</b>							



Sr. No.	Category of share-holder (I)	PAN (II)	Nos. of share-holders (III)	No. of fully paid up equity shares held (IV)	No. of Partly paid-up equity shares held (V)	No. of shares underlying Depository Receipts (VI)	Total nos. shares held (VII) = (IV)+(V)+(VI)	Shareholding as a % of total no. of shares (calculated as per SCRR, 1957) (VIII)	Number of Voting Rights held in each class of securities				No. of Shares Underlying Outstanding convertible securities (including Warrants) (X)	Shareholding, as a % assuming full conversion of convertible securities (as a percentage of diluted share capital) (XI) = (VII)+(X)	Number of Locked in shares (XII)		Number of Shares pledged or otherwise encumbered (XIII)		Number of equity shares held in dematerialized form (XIV)	Sub-categorization of shares				
									(IX)			Total as a % of Total Voting rights			No. (a)	As a % of total shares held (b)	No. (a)	As a % of total shares held (b)		Shareholding (No. of shares) under (XV)				
									As a % of (A+B+C2)	Class eg: X	Class eg: Y									Sub-category (i)	Sub-category (ii)	Sub-category (iii)		
3	Central Government/ State Government(s)																							
(a)	Central Government / President of India		1	600	0	0	600	0.00	600	0	600	0.00	0	0.00	0	0.00	NA	NA	600	0	0	0		
(b)	State Government / Governor		0	0	0	0	0	0.00	0	0	0	0.00	0	0.00	0	0.00	NA	NA	0					
(C)	Shareholding by Companies or Bodies Corporate where Central / State Government is a promoter		0	0	0	0	0	0.00	0	0	0	0.00	0	0.00	0	0.00	NA	NA	0					
	<b>Sub Total (B)(3)</b>		<b>1</b>	<b>600</b>	<b>0</b>	<b>0</b>	<b>600</b>	<b>0.00</b>	<b>600</b>	<b>0</b>	<b>600</b>	<b>0.00</b>	<b>0</b>	<b>0.00</b>	<b>0</b>	<b>0.00</b>	<b>NA</b>	<b>NA</b>	<b>600</b>	<b>0</b>	<b>0</b>	<b>0</b>		
4	Non-Institutions																							
(a)	Associate companies / Subsidiaries		0	0	0	0	0	0.00	0	0	0	0.00	0	0.00	0	0.00	NA	NA	0					
(b)	Directors and their relatives (excluding Independent Directors and nominee Directors)		0	0	0	0	0	0.00	0	0	0	0.00	0	0.00	0	0.00	NA	NA	0					
(C)	Key Managerial Personnel		2	20	0	0	20	0.00	20	0	20	0.00	0	0.00	0	0.00	NA	NA	0	0	0	0		
(D)	Relatives of promoters (other than 'immediate relatives' of promoters disclosed under 'Promoter and Promoter Group' category)		0	0	0	0	0	0.00	0	0	0	0.00	0	0.00	0	0.00	NA	NA	0					
(E)	Trusts where any person belonging to 'Promoter and Promoter Group' category is 'trustee', 'beneficiary', or 'author of the trust'		0	0	0	0	0	0.00	0	0	0	0.00	0	0.00	0	0.00	NA	NA	0					



Sr. No.	Category of shareholder (I)	PAN (II)	Nos. of shareholders (III)	No. of fully paid-up equity shares held (IV)	No. of Partly paid-up equity shares held (V)	No. of shares underlying Depository Receipts (VI)	Total nos. shares held (VII) = (IV)+(V)+(VI)	Shareholding as a % of total no. of shares (Calculated as per SCRR, 1957) (VIII)	Number of Voting Rights held in each class of securities			No. of Shares Underlying Outstanding convertible securities (Including Warrants) (X)	Shareholding, as a % assuming full conversion of convertible securities (as a percentage of diluted share capital) (XI) = (VII)+(X)	Number of Locked in shares (XII)		Number of Shares pledged or otherwise encumbered (XIII)		Number of equity shares held in dematerialized form (XIV)	Sub-categorization of shares			
									As a % of (A+B+C2)	No of Voting Rights				Total as a % of Total Voting rights	No. (a)	As a % of total shares held (b)	No. (a)		As a % of total shares held (b)	Shareholding (No. of shares) under (XV)		
																				Sub-category (i)	Sub-category (ii)	Sub-category (iii)
(f)	Investor Education and Protection Fund (IEPF)		0	0	0	0	0	0.00	0	0	0	0.00	0	0.00	NA	NA	0					
(g)	Resident Individual holding nominal share capital up to Rs. 2 lakhs.		29054	10860246	0	0	10860246	40.04	10860246	0	10860246	40.04	0	0	NA	NA	8237524	0	0	0		
(h)	Resident individual holding nominal share capital in excess of Rs. 2 lakhs.		56	3369870	0	0	3369870	12.42	3369870	0	3369870	12.42	0	0.00	NA	NA	3369870	0	0	0		
(i)	Non-Resident Indians (NRIs)		95	53853	0	0	53853	0.19	53853		53853	0.19	0	0	NA	NA	53416	0	0	0		
(j)	Foreign Nationals		0	0	0	0	0	0.00	0	0	0	0.00	0	0.00	NA	NA	0					
(k)	Foreign Companies		0	0	0	0	0	0.00	0	0	0	0.00	0	0.00	NA	NA	0					
(l)	Bodies Corporate		120	449994	0	0	449994	1.66	449994	0	449994	1.66	0	0.00	NA	NA	426436	0	0	0		
(m)	Any Other (Specify)		0	0	0	0	0	0.00	0	0	0	0.00	0	0.00	NA	NA	0					
	<b>Sub Total (B)(4)</b>		<b>29327</b>	<b>14733983</b>	<b>0</b>	<b>0</b>	<b>14733983</b>	<b>54.32</b>	<b>14733983</b>	<b>0</b>	<b>14733983</b>	<b>54.32</b>	<b>0</b>	<b>0</b>	<b>NA</b>	<b>NA</b>	<b>12087266</b>	<b>0</b>	<b>0</b>	<b>0</b>		
	<b>Total Public Shareholding (B) = (B)(1) +(B)(2)+(B)(3)+B(4)</b>		<b>29340</b>	<b>14738545</b>	<b>0</b>	<b>0</b>	<b>14738545</b>	<b>54.33</b>	<b>14738545</b>	<b>0</b>	<b>14738545</b>	<b>54.33</b>	<b>0</b>	<b>0</b>	<b>NA</b>	<b>NA</b>	<b>12089978</b>	<b>0</b>	<b>0</b>	<b>0</b>		



C. Table IV - Statement showing shareholding pattern of the Non Promoter- Non Public shareholder

Sr. No.	Category of shareholder (I)	PAN (II)	Nos. of shareholders (III)	No. of fully paid up equity shares held (IV)	No. of Partly paid-up equity shares held (V)	No. of shares underlying Depository Receipts (VI)	Total nos. shares held (VII) = (IV)+(V)+(VI)	Shareholding as a % of total no. of shares (calculated as per SCRR, 1957) (VIII)	Number of Voting Rights held in each class of securities (IX)				No. of Shares Underlying Outstanding convertible securities (including Warrants) (X)	Shareholding, as a % assuming full conversion of convertible securities (as a percentage of diluted share capital) (XI) = (VII)+(X)	Number of Locked in shares (XII)		Number of Shares pledged or otherwise encumbered (XIII)		Number of equity shares held in dematerialized form (XIV)
									No. (a)	As a % of total shares held (b)	No. (a)	As a % of total shares held (b)			As a % of (A+B+C2)	No of Voting Rights			
																Class eg: X	Class eg: y	Total	
1	Custodian/DR Holder		0	0	0	0	0	0.00	0	0	0	0.00	0	0.00	0	0.00	0	0.00	0
2	Employee Benefit Trust (under SEBI (Share based Employee Benefit) Regulations, 2014)		0	0	0	0	0	0.00	0	0	0	0.00	0	0.00	0	0.00	0	0.00	0
	<b>Total Non-Promoter-Non Public Shareholding (C) = (C)(1)+(C)(2)</b>		<b>0</b>	<b>0</b>	<b>0</b>	<b>0</b>	<b>0</b>	<b>0.00</b>	<b>0</b>	<b>0</b>	<b>0</b>	<b>0.00</b>	<b>0</b>	<b>0.00</b>	<b>0</b>	<b>0.00</b>	<b>0</b>	<b>0.00</b>	<b>0</b>
	<b>Total (A+B+C2)</b>		<b>29345</b>	<b>27125767</b>	<b>0</b>	<b>0</b>	<b>27125767</b>	<b>100.00</b>	<b>27125767</b>	<b>0</b>	<b>27125767</b>	<b>100.00</b>	<b>0</b>	<b>100.00</b>	<b>0</b>	<b>0.00</b>	<b>0</b>	<b>0.00</b>	<b>24477200</b>
	<b>Total (A+B+C)</b>		<b>29345</b>	<b>27125767</b>	<b>0</b>	<b>0</b>	<b>27125767</b>	<b>100.00</b>	<b>27125767</b>	<b>0</b>	<b>27125767</b>	<b>100.00</b>	<b>0</b>	<b>100.00</b>	<b>0</b>	<b>0.00</b>	<b>0</b>	<b>0.00</b>	<b>24477200</b>

	Approved limits %	Limits utilized %
As on shareholding date	100%	0.19
As on the end of previous 1st quarter	100%	0.20
As on the end of previous 2nd quarter	100%	0.19
As on the end of previous 3rd quarter	100%	0.19
As on the end of previous 4th quarter	100%	0.19

